

PEARL INVERTER HEAT PUMPS

THE INTELLIGENT SWIMMING POOL HEAT PUMP

Provides an effortless heating solution



R32 Refrigerant



Quiet Operation



Full Inverter



-15°C Temp



25 Year Warranty*

bwt.com

BWT INVERTER HEAT PUMP & MANAGEMENT



The exclusive intelligent system integrated into the Pearl Inverter heat pump regulates the output in relation to the water temperature but also takes into consideration the outside air temperature. This guarantees heating performance at the best COP level and lowest noise level!

THE BWT INVERTER HEAT PUMPS HAVE 3 OPERATING MODES:

- Mode MAX** (Icon: Speedometer) - Between 85% and 100% of the capacity in order to ensure a quick heating of your pool.
- Mode ECO** (Icon: Lightbulb) - Capacity and noise level are adjusted automatically depending on the ambient temperature and pool water temperature.
- Mode SILENT** (Icon: Ear) - This mode uses 25% to 40% of the pump's capacity; the fan works at the minimal necessary speed to minimise noise level and the compressor prioritises the COP.*

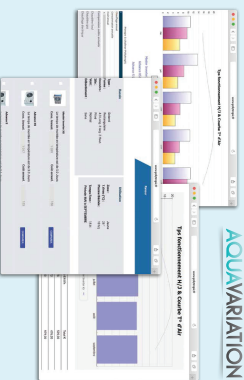
* Depending on your pool's heating needs, the Pearl will adapt its capacity automatically.

SIMPLIFIED OPERATION OF THE PEARL INVERTER HEAT PUMP IN ECO MODE

	Power	COP	Noise Levels
Cold air & cold water	High	Standard	Standard
Cold air & warm water	Average	Average	Low
Warm air & warm water	Minimum	Maximum	Minimum



AQUAVARIATION



AQUAVARIATION SOFTWARE

Choosing the right power for your heat pump means, above all, optimising your energy consumption, controlling your budget and maximising your enjoyment. We have developed thermodynamic calculation software based on heat transfer equations to precisely determine the pool's thermal losses. This allows us to compare and choose the most suitable heat pump for your customer's pool. Thanks to our Aquavariation software, we can also estimate the energy consumption of the selected heat pump. Available only to approved dealers.

Features and benefits



SIMPLE AND INTUITIVE OPERATION

Colour digital touch screen. Modes: Heating, Cooling and Automatic



INTELLIGENT OPERATING MODE

The heat pump autoregulates its output depending on the water and air temperature.



LOW NOISE LEVELS

Noise reduction insulation on all panels and rotation speed of the compressor and fan automatically adjusts to reduce noise to the minimum.



CONNECTED SOLUTION

BWT Connect Inside: WiFi included. Remote management with a smartphone and supervision by our TechCenter.



25 WARRANTY

25 Year Warranty*

OPTIMAL PERFORMANCES

Optimal Twist: Titanium exchanger in PVC housing, efficient and corrosion resistant.

2D Technology: Inverter compressor, higher COP thanks to the Hz by Hz variable speed motor.

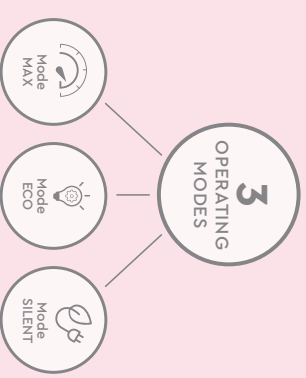
DC Brushless: Variable speed fan motor ensures optimal weather performances.

*Heat exchanger titanium components only

BWT Smart Control: a sizeable asset

EXCLUSIVE REGULATION AND ENERGY SAVINGS

- Optimization of the power required for maintaining the temperature of the pool by cross-referencing air temperature with water temperature data.
- Anticipation of the pool's energy needs thanks to an advanced double-entry regulation.
- An overall higher COP during the season and lower noise levels.
- Inverter compressor with «oversized» exchangers = higher COP.
- Brushless variable speed fan = lower noise levels.
- Combination of the inverter compressor and the brushless fan motor = automatic regulation of the power when the pool does not require full power.



HIGHER COP = LOWER electricity bill

LOWER noise levels = BETTER user comfort



Benefits for pool professionals



SIMPLIFIED INSTALLATION

A WiFi device is fitted as standard inside all our inverter heat pumps and is easily accessible through a side panel. Simply connect the heat pump to the customer's WiFi network by scanning the QR code on the machine, entering the network security code and pressing the button on the WiFi device to pair.

PROACTIVITY

Thanks to error code feedback, the TechniCenter can remotely initiate an appropriate After Sales service procedure immediately, even before the pool user becomes aware of a possible issue or its consequences.

EXPERT ADVICE

The TechniCenter will be happy to advise you on the efficient management of your swimming pools along with all the possible energy savings for your customer.

REMOTE MANAGEMENT

A true preventative maintenance tool, the information is transmitted to our TechniCenter, which can then remotely anticipate problems, access the settings and adjust, optimise or even update the heat pump accordingly. The connection via Modbus enables access to all the heat pump settings and allows for their modification in "direct mode".



EFFICIENCY

BWT Connect is linked to the BWT TechniCenter and provides our technicians with an overview of connected systems as well as their individual status. In the event of an error code, they can access the device settings via their secure interface to resolve the fault. There is no longer any need to send a technician to the installation to check on the problem, collect basic information or make adjustments to the equipment.

Advantages for your customer

Thanks to the smartphone remote management application, your customer will have access to:

EASY TO USE

Access to technical documentation, video tutorials, operating manuals.

ENERGY SAVINGS

Possibility of real-time monitoring, correct operation and receipt of advice/scenario notifications. (e.g.: "Don't forget to switch on your heat pump to benefit from this sunny weekend!")

COMFORT

Access to all settings at any time. (e.g.: heating your pool or changing the temperature while away from home)

SERENITY

Thanks to our BWT customer service specialists who monitor and provide real time remote technical diagnosis and intervention.

CONCLUSION: a functional and well-maintained pool at all times!

BWT CONNECT HEAT PUMP MANAGEMENT TOOL

THE CONNECTED SOLUTION FROM BWT FOR PROFESSIONALS AS WELL AS PRIVATE INDIVIDUALS.

More than just an ordinary heat pump management tool, BWT Connect allows for a direct link to the BWT TechniCenter and enables SECURE REMOTE MANAGEMENT of our heat pumps: monitoring, preventative maintenance, and easy servicing.



The app in detail

BWT CONNECT IS A SECURE, FREE, AND USER-FRIENDLY APPLICATION

Thanks to an intuitive interface, it enables remote control of the heat pump via a smartphone or tablet: machine status, water temperature, external temperature, filter pump operation, heating temperature set point, operating mode selection, alarms, programming of operating ranges...


Temperature setpoint adjustment, temperature limit modification, warning message



A MUST FOR YOUR CONNECTED CUSTOMERS WHO WANT FULL CONTROL OF THEIR DEVICES!

In order to ensure a complete follow-up, all the data collected from the systems connected with BWT Connect, is stored for five years:

- all alarm history
 - internal temperature sensor probes
 - the operating time of compressors, pumps, etc...
 - user settings
- BWT Connect was developed by our internal departments.





Colour touch screen

A LARGE AND HIGHLY RESPONSIVE COLOUR TOUCH SCREEN

- High capacitive TFT touch screen and large size for **good readability**: 1.72 x H 68 mm, 10.5 cm diagonal.
- Protected by a **layer of thermal toughened glass** to ensure **maximum resistance**.
- The transparent protective door protects the display from weather, dust and scratches. The screen and internal components are protected from damage.

Intuitive user interface

THE MULTILINGUAL CONTROL INTERFACE

Clear operations and intuitive navigation:



Access the 3 intuitive operating modes in a single touch.



Alarm messages, diagnostics and problem resolutions, hotline contact.



Access to the last 50 log-book events.

Réalisation : anoukmoncet.fr - Crédit photos : istock.com et Polytropic - 12/2021



BWT Top Discharge Units

BWT also manufacture and sell a range of top discharge units. With its stylish European design and vertical discharge, the Pearl HPT range is compact, discreet and perfect for tight spaces.

The Pearl HPT range includes:

9kW | 12kW | 15kW | 18kW | 20kW

Specifications

Recommended pool size (with a cover)	(Now to March)		(Now to March)		(Now to March)		(Now to March)		(Now to March)	
	4.5-5.5 m ³	5.5-7.0 m ³	7.0-8.5 m ³	8.5-10.5 m ³	10.5-13.0 m ³	13.0-16.0 m ³	16.0-19.0 m ³	19.0-22.0 m ³	22.0-25.0 m ³	25.0-28.0 m ³
PERFORMANCE										
Capacity in MAX Mode	10.6 kW	13.1 kW	16.1 kW	20.4 kW	24.2 kW	27.8 kW	31.5 kW	35.2 kW	38.9 kW	42.6 kW
COP MAX Mode	5.4	5.6	5.1	5.2	5.4	5.2	5.4	5.2	5.4	5.2
Capacity in ECO Mode	Air 26° 10.6 ~ 3.9 kW	13.1 ~ 4.2 kW	16.1 ~ 5.5 kW	20.4 ~ 6.5 kW	24.2 ~ 7.8 kW	27.8 ~ 10.5 kW	31.5 ~ 13.2 kW	35.2 ~ 16.0 kW	38.9 ~ 18.8 kW	42.6 ~ 21.6 kW
COP ECO Mode	Water 26° 10.8 ~ 5.4	11.2 ~ 5.6	10.8 ~ 5.1	10.1 ~ 5.2	10.8 ~ 5.4	10.1 ~ 5.2	10.8 ~ 5.4	10.1 ~ 5.2	10.8 ~ 5.4	10.1 ~ 5.2
Capacity in SILENT	3.9 kW	4.2 kW	5.5 kW	6.5 kW	7.8 kW	10.5 kW	13.2 kW	16.0 kW	18.8 kW	21.6 kW
COP SILENT	10.8	11.2	10.8	10.1	10.8	10.1	10.8	10.1	10.8	10.1
Capacity in MAX Mode	7.8 kW	9.8 kW	11.5 kW	14.8 kW	18.2 kW	22.8 kW	27.4 kW	32.0 kW	36.6 kW	41.2 kW
COP MAX Mode	5.2	4.7	4.4	4.5	4.4	4.2	4.4	4.2	4.4	4.2
Capacity in ECO Mode	Air 15° 7.8 ~ 3.5 kW	9.8 ~ 3.7 kW	11.5 ~ 4.2 kW	14.8 ~ 4.9 kW	18.2 ~ 6.8 kW	22.8 ~ 8.1 kW	27.4 ~ 10.0 kW	32.0 ~ 12.3 kW	36.6 ~ 14.6 kW	41.2 ~ 16.9 kW
COP ECO Mode	Water 26° 7.1 ~ 5.2	7.0 ~ 4.7	6.7 ~ 4.4	6.6 ~ 4.5	6.7 ~ 4.4	6.5 ~ 4.2	6.7 ~ 4.4	6.5 ~ 4.2	6.7 ~ 4.4	6.5 ~ 4.2
Capacity in SILENT	3.5 kW	3.7 kW	4.2 kW	4.9 kW	6.8 kW	8.1 kW	10.0 kW	12.3 kW	14.6 kW	16.9 kW
COP SILENT	7.1	7.0	6.7	6.6	6.7	6.5	6.7	6.5	6.7	6.5
Noise level (mini-maxi (at 1.0m) according to EN15333/4/2/0)	23 ~ 26 dB(a)	23 ~ 28 dB(a)	25 ~ 30 dB(a)	25 ~ 30 dB(a)	26 ~ 31 dB(a)	26 ~ 32 dB(a)	27 ~ 33 dB(a)	28 ~ 34 dB(a)	29 ~ 35 dB(a)	30 ~ 36 dB(a)
Operating temperature	-15°C -> 38°C									
COMPONENTS										
Compressor type	2D Technology Full DC									
Expansion valve	Electronic									
Heat Exchanger	Optimal Twist									
Casing	ABS treated against UV									
Refrigerant	R32									
INSTALLATION										
Water connection	1.5" / 40 mm									
Power	230V / 1~+N / 50 Hz									
Nominal Current (Maximum Current)	6.4 A (8.8 A)	8.3 A (12 A)	11.5 A (15.3 A)	14.3 A (19 A)	23.0 A (25.0 A)	28.0 A (30.0 A)	36.6 A (39.6 A)	45.2 A (48.2 A)	53.8 A (56.8 A)	62.4 A (65.4 A)
Protection and cable size (20m)	C 16 A (3G2.5mm ²)	C 16 A (3G2.5mm ²)	C 20 A (3G4mm ²)	C 20 A (3G4mm ²)	C 25 A (3G4mm ²)	C 32 A (3G4mm ²)	C 32 A (3G4mm ²)	C 40 A (3G6mm ²)	C 40 A (3G6mm ²)	C 50 A (3G10mm ²)
Max power input (Air 26°C)	2.0 kW	2.3 kW	3.2 kW	3.9 kW	4.5 kW	5.3 kW	6.1 kW	7.0 kW	8.1 kW	9.2 kW
Cooling Capacity	8.6 kW	10.8 kW	13.0 kW	16.5 kW	19.7 kW	22.5 kW	26.4 kW	31.2 kW	36.0 kW	40.8 kW
Water flow	3 m ³ /h	4 m ³ /h	5 m ³ /h	6 m ³ /h	8 m ³ /h	10 m ³ /h	12 m ³ /h	14 m ³ /h	16 m ³ /h	18 m ³ /h
Water pressure drop	64 kPa									
Dimensions	980 x 419 x 584 mm		1080 x 479 x 707 mm		1178 x 525 x 569 mm		1276 x 585 x 611 mm		1374 x 645 x 663 mm	
Weight net (gross)	46 kg (58 kg)	48 kg (59 kg)	62 kg (72 kg)	63 kg (80 kg)	93 kg (111 kg)	94 kg (111 kg)	117 kg (139 kg)	140 kg (162 kg)	163 kg (185 kg)	186 kg (208 kg)

INCLUDED WITH THE HEAT PUMP

- Connector for condensate water evacuation
- Hydraulic connectors
- Winter cover





25 Year Warranty*

WARRANTY

25 Year heat exchanger* – this warranty is only on the titanium components of the heat exchanger

10 Year compressor*

5 Year parts

1 Year on site labour



-15°Temp

The Pearl front discharge inverter units have an operating range as low as minus 15 degrees.



Quiet Operation

SUPER QUIET

The BWT Pearl Inverter Heat Pump allows you to control your pool heating in silence. The heat pump guarantees you a high COP for a minimal noise level. BWT's inverter technology automatically adjusts the speed of the compressor and fan to your pool heating requirements and the weather conditions. BWT's Pearl Inverter heat pumps give you the best of all worlds with the finest performance levels and the lowest noise levels.

Sizing to meet all domestic requirements.



Full Inverter

BENEFITS OF A HEAT PUMP

A BWT Pearl Inverter heat pump will extend your swimming time and maximise your pool usage. In parts of Australia, it may allow you to swim all year round. A BWT Inverter Heat Pump will enable your pool to stay at a consistent temperature to ensure it is comfortable to swim in. Our Inverter Technology gives the Pearl units increased efficiency reducing energy bills and are environmentally friendly.



Built For Australia

BUILT FOR AUSTRALIA

The BWT Pearl Inverter heat pump is built for Australian conditions with our titanium heat exchanger installed in purpose-built PVC housing making it resistant to corrosion. Irrespective of the location from the tropical north to the outback the BWT Pearl Heat Pump casing guarantees maximum life.



Heating/Cooling

HEATING AND COOLING OPTIONS

The Pearl Inverter series can also cool your pool water, ideal for tropical regions as your pool water can be cooled to the ideal temperature for swimming as well.



R32 Refrigerant

COMMITMENT TO ENVIRONMENTAL SUSTAINABILITY

One of the biggest milestones in refrigeration has been the development of R32. This refrigerant has a global warming impact that is 1/3 lower than previous mainstream refrigerants.

*Any damage to the heat exchanger caused by incorrect water chemistry is not covered by warranty. 25-year warranty for the heat exchanger & 10-year warranty for the compressor is for the original purchaser only. Standard heat exchanger and compressor warranty is 5 years.



MELBOURNE

27 Lakewood Blvd
Braeside VIC 3195
T 03 9580 9016
E sales@linc.com.au

SYDNEY

Unit 3/13 – 21 Hallmark St
Pendle Hill NSW 2145
T 02 9674 6008
E sales.sydney@linc.com.au

BRISBANE

Unit 2/67 Bluestone Circuit
Seventeen Mile Rocks QLD 4073
T 07 3279 0083
E sales.brisbane@linc.com.au

linc.com.au